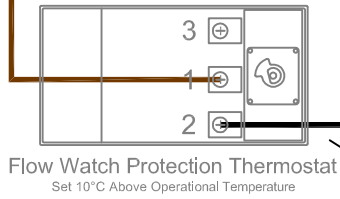
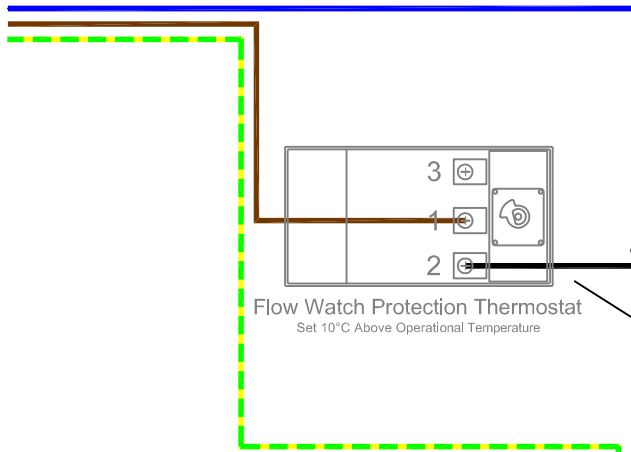
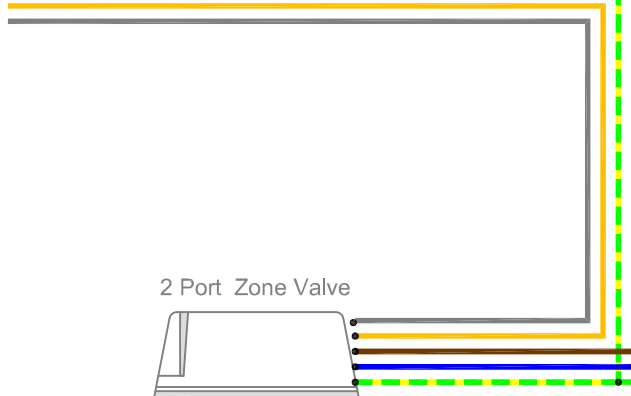


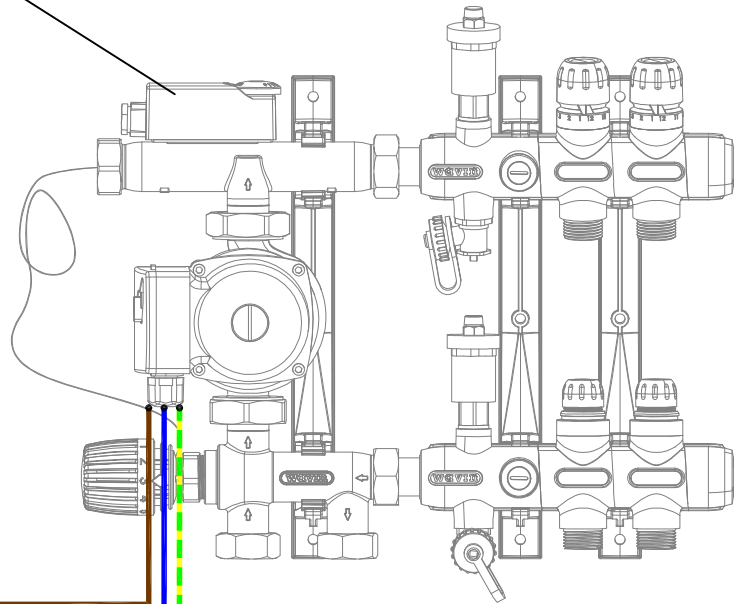
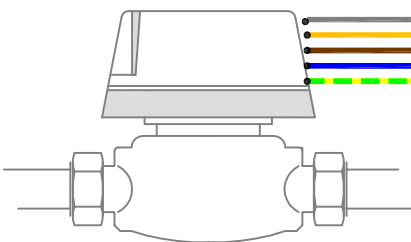
230V AC Supply  
(Via Heating /  
Hot Water System Fused Spur)



To Heat Source  
(Heating Enable Terminals)



2 Port Zone Valve



UFH Manifold

All components must be installed and earthed in accordance with local regulations.

Only competent persons with certification recognised under Building Regulations - Part P should carry out electrical installation or servicing work.

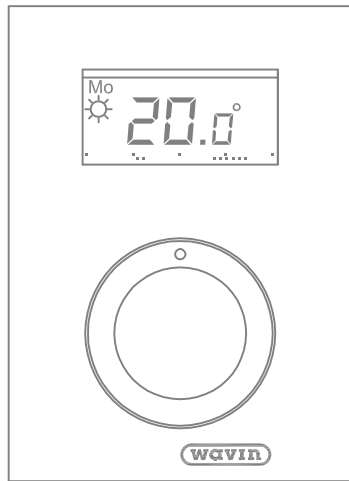


Wavin, Underfloor Heating Division, The Dart Building, Grenadier Road,  
Exeter Business Park, Exeter, Devon, EX1 3QF

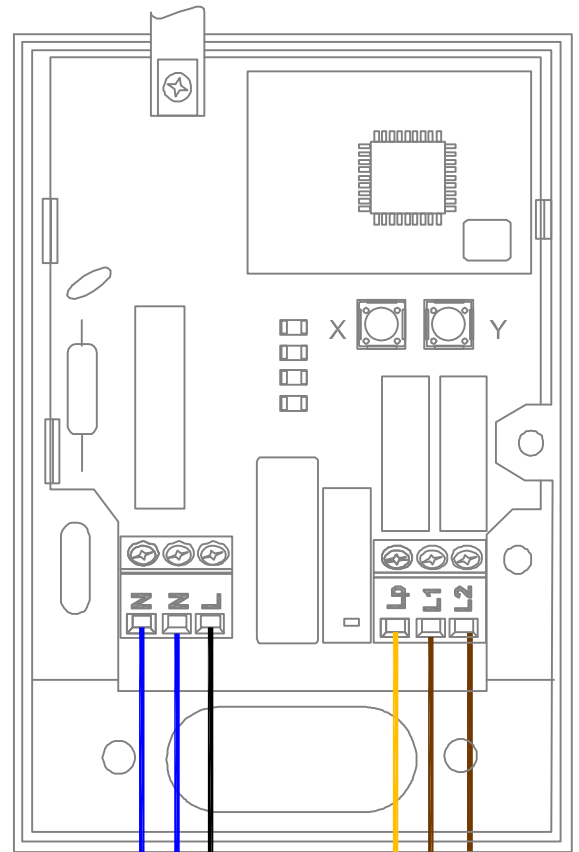
Tel: 01392 444122 Fax: 01392 444135 Email: info@thermoboard.co.uk Web: www.thermoboard.co.uk

52UH701 - Wiring Diagram - 1 Zone

September 2011

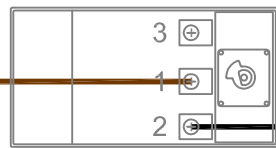


**52UH783**  
Wavin Wireless  
Programmable Thermostat

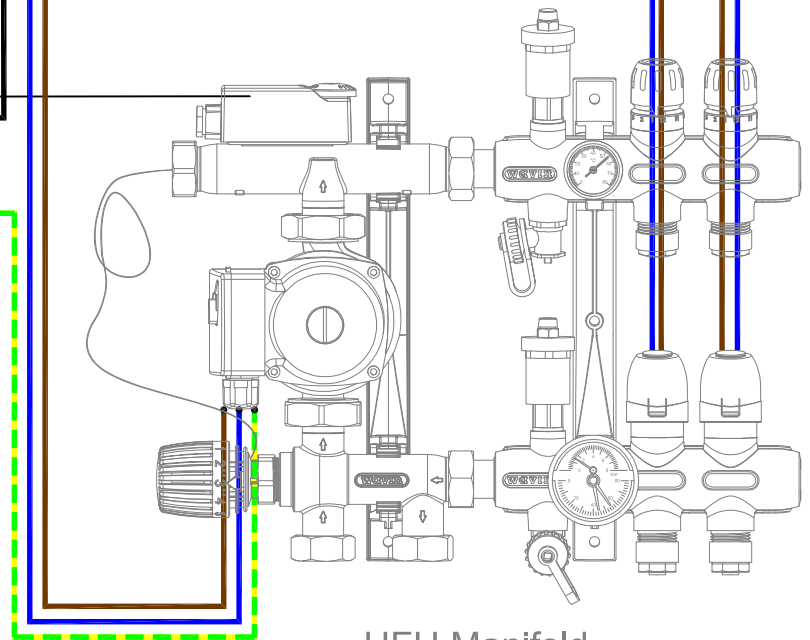


To Heat Source  
(Heating Enable Terminals 230v Only)

230V AC Supply  
(Via Heating /  
Hot Water System Fused Spur)



Flow Watch Protection Thermostat  
Set 10°C Above Operational Temperature



UFH Manifold

All components must be installed and earthed in accordance with local regulations.

Only competent persons with certification recognised under Building Regulations - Part P should carry out electrical installation or servicing work.

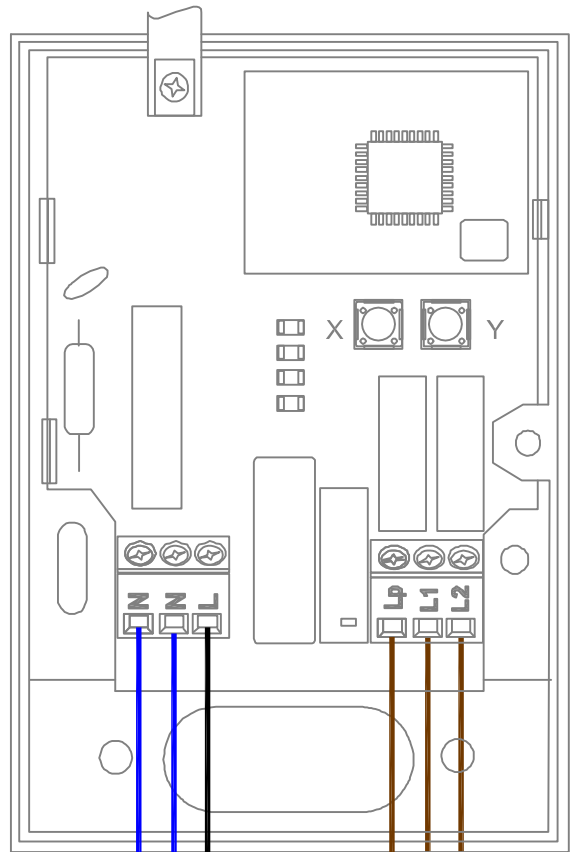
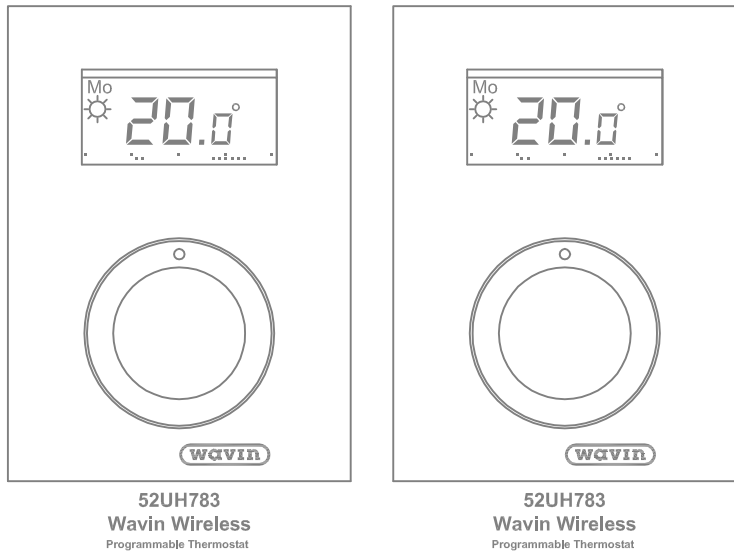


Wavin, Underfloor Heating Division, The Dart Building, Grenadier Road,  
Exeter Business Park, Exeter, Devon, EX1 3QF

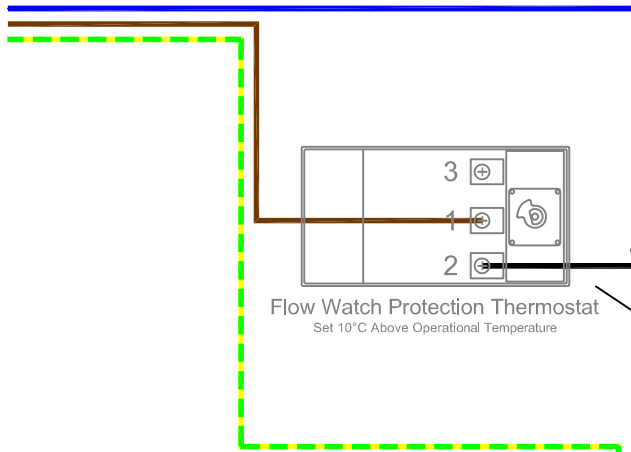
Tel: 01392 444122 Fax: 01392 444135 Email: info@thermoboard.co.uk Web: www.thermoboard.co.uk

52UH701 - Wiring Diagram - 1 Zone

September 2011

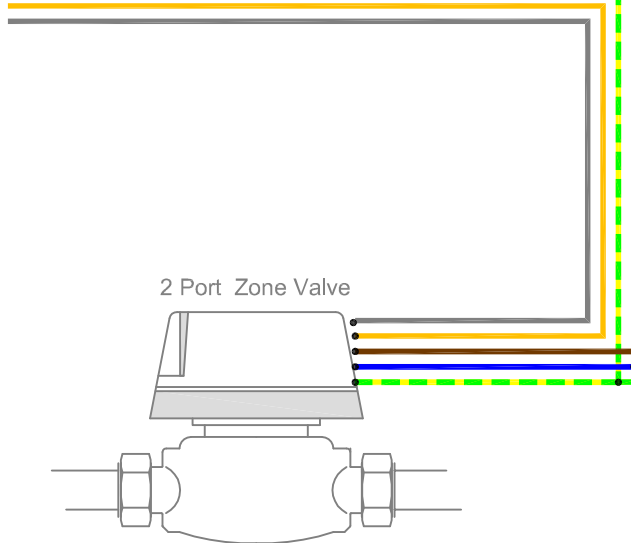


**230V AC Supply**  
(Via Heating /  
Hot Water System Fused Spur)

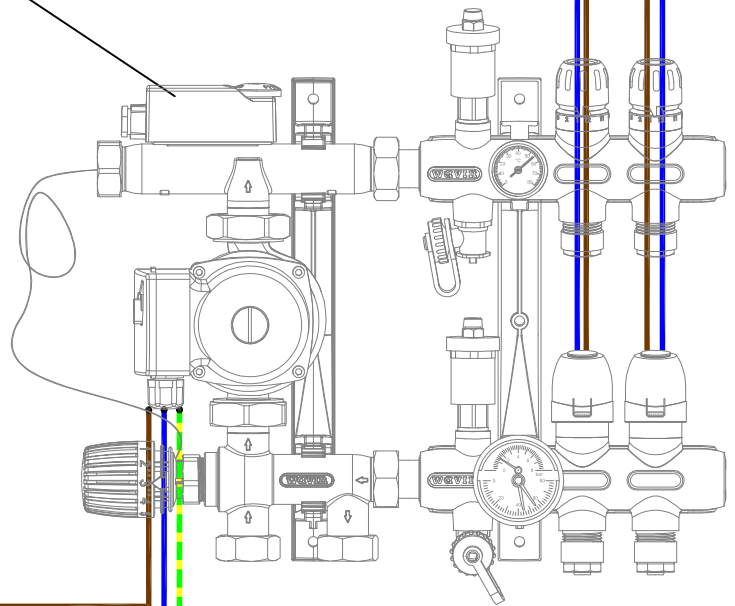


**Flow Watch Protection Thermostat**  
Set 10°C Above Operational Temperature

**To Heat Source**  
(Heating Enable Terminals)



2 Port Zone Valve



**UFH Manifold**



Wavin, Underfloor Heating Division, The Dart Building, Grenadier Road,  
Exeter Business Park, Exeter, Devon, EX1 3QF

Tel: 01392 444122 Fax: 01392 444135 Email: info@thermoboard.co.uk Web: www.thermoboard.co.uk

**52UH701 - Wiring Diagram - 2 Zones**

September 2011

All components must be installed and earthed in accordance with local regulations.

Only competent persons with certification recognised under Building Regulations - Part P should carry out electrical installation or servicing work.